

**YANMAR**

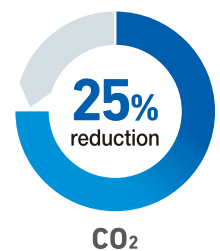
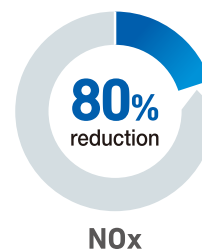
MARINE DUAL FUEL ENGINE

# MARINE DUAL FUEL ENGINE



## Comply with environmental regulations by using both diesel and gas fuels.

The use of natural gas is now attracting attention within the marine engine sector, both as a means of addressing fluctuating fuel costs, and as a way of reducing the burden on the environment. Basing on our reliable engines that will improve life cycle value for our customers, YANMAR have developed a dual fuel engine that can use both diesel and gas, which complies with IMO NOx Tier3 regulations as well as SOx Emission Control Area.



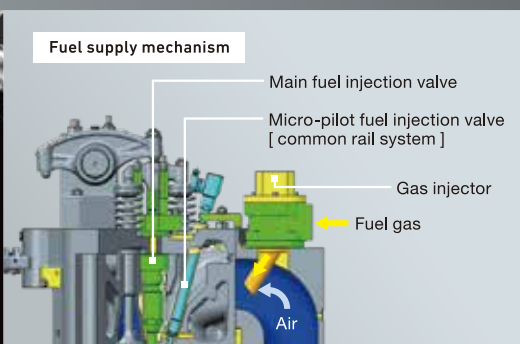
\* Where diesel is 100

## Compatible with natural gas from any region

# YANMAR's unique system delivers superior engine performance.



**DIESEL MODE**

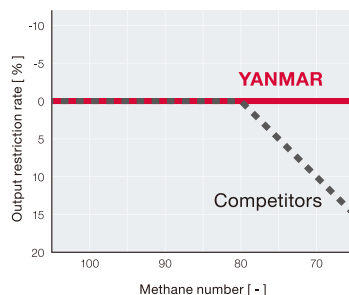


**GAS MODE**

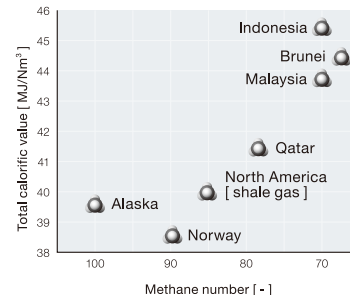
**1**

## Can operate with natural gas from any region

Through real-time analysis of cylinder internal pressure together with high-speed control, this system avoids abnormal combustion (knocking) even when running on natural gases with a low methane number. Offering superior combustion stability, this engine can operate with natural gas from any region and with no output restrictions.



Infrequent ◀ Knocking ▶ Frequent



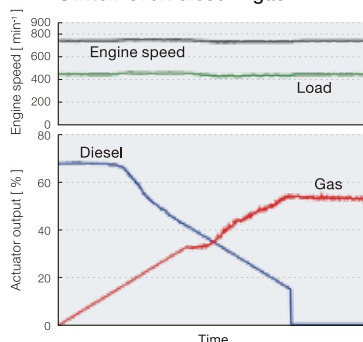
Infrequent ◀ Knocking ▶ Frequent

**2**

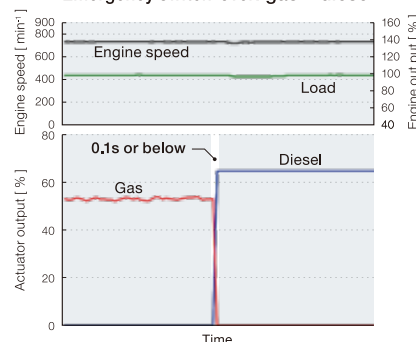
## Switch fuels even at 100% output

Freely select which fuel to use. The system makes it possible to switch from diesel mode to gas mode during navigation, with no output restrictions. Furthermore, during emergencies the system can shift safely and instantaneously from gas mode back to diesel mode.

Switch-over: diesel ▶ gas



Emergency switch-over: gas ▶ diesel



### Specifications

Engine Model	Propulsion engine			
	6EY26DF	8EY26DF	6EY35DF	8EY35DF
No. of cylinders	6	8	6	8
Cylinder bore × stroke	260 × 385		350 × 440	
Engine speed	750		750	
Output [shaft]	1533	2044	3180	4240
Fuel	LNG / Fuel oil A / [Fuel oil C]			

Engine Model	Auxiliary engine				
	6EY22ALDF	6EY26LDF	8EY26LDF	6EY35LDF	8EY35LDF
No. of cylinders	6	6	8	6	8
Cylinder bore × stroke	220 × 320	260 × 385		350 × 440	
Engine speed	900 / 1000	720 / 750		720 / 750	
Output [shaft]	1100	1470	1960	3060	4080
Fuel	LNG / Fuel oil A / [Fuel oil C]				

• Specifications are subject to change without prior notification.

## YANMAR POWER TECHNOLOGY CO., LTD. Large Power Products Business.

1-1-1, Nagasu-Higashidori, Amagasaki, Hyogo, Japan  
TEL: +81-6-6489-8069 FAX: +81-6-6489-1082

[yanmar.com/global/](http://yanmar.com/global/)

- Due to reasons of product improvement etc, the specifications in this catalog are subject to change without prior notification.
- The color of the actual product may differ slightly from the printed image shown.
- Images show product including optional extras. Please check with a YANMAR dealer.

This document uses vegetable oil based printing inks

### ⚠ Safety Precautions

- Use this product correctly, and only after thoroughly reading and understanding the contents of the instruction manual.
- Inappropriate use of this product will result in reduced product lifetime, and may cause failures and/or accidents.
- Carry out periodic maintenance so as to prevent failures and/or accidents.

Please enter any opinions or questions about this product here: