



YANMAR

SV10

MINI-EXCAVATOR



Operating weight

1185 kg

Engine

3TNV70-WBVB1

Digging force (arm/bucket)

5.5/7,6 kN

SV10. CONFIDENCE ALL AROUND.



Here's the shape for simple and efficient work in confined spaces.



The SV10 is a tenacious worker for narrow spots such as housing foundations, indoor renovation and landscaping.



Designed around the operator, this machine combines intuitive operation, exceptional maneuverability and optimum ergonomics



MANEUVRABILITY

The optimised ROPS position provides outstanding maneuverability and gives the operator full freedom of movement.

ERGONOMICS

Adjustable joysticks allow the operator to configure the working space as they wish.

ROBUSTNESS

The model features a cylinder mounted on top of the boom and internal hose routing for enhanced robustness and long-term longevity.

POWER

With a 3-cylinder Stage V engine delivering a net power of 9.2 kW at 2 000 rpm and a gross power of 9.3 kW at 2 000 rpm, the machine ensures consistent output, smooth operation and reliable performance across a wide range of tasks.

COMPACTNESS

The crawler width passes through EU door. The extendable undercarriage and extendable blade enable even more flexibility.

AT THE HEART OF COMPACT PROJECTS

IDEAL FOR TIGHT-SPACE PROJECTS

This mini-excavator is optimal for projects taking place in confined building interiors, urban works which require high maneuverability, deconstruction sites, or even graveyards.

- + Machine width : 740 mm
- + Passes through EU doors
- + Rear-swing radius : 540 mm
- + Enables optimal maneuverability
- + Lightweight offers minimal disruption



EASILY TRANSPORTABLE

- + Lightweight: 1 060 kg transport weight (1 185 kg operating weight) with rubber tracks
- + Mini dimensions: overall length of 2 810 mm and height of 2 300 mm
- + Trailer towable by standard vehicles



740 mm



990 mm

EXTENDABLE UNDERCARRIAGE



WITH THE POWER THAT GETS IT DONE



REACH EVERY CORNER

The boom-top mounted cylinder enables impressive digging depths of up to 1 800 mm (blade up) or 1 955 mm (blade down), giving operators extended reach in confined spaces. This allows efficient trenching and foundation work in urban sites, interiors, and sensitive areas with minimal repositioning.

POWER THAT WORKS

Equipped with a 3-cylinder engine, this model delivers the highest power in the 1-ton class. The strong, smooth performance supports demanding urban works and rental applications, while remaining easy to operate for all users.

ROBUST, RELIABLE & RESILIENT



Cylinders mounted over the boom

BUILT TO LAST

The SV10 is built for long-lasting robustness in demanding working conditions. The model features a cylinder mounted on top of the boom and internal hose routing, protecting critical components from impacts and external damage. It is powered by the highly reliable Yanmar 3TNV70 engine, renowned for its durability and consistent performance. This 3-cylinder engine delivers top power in the 1-ton class, ensuring strong performance without compromising reliability.

DESIGNED AROUND THE OPERATOR


INTUITIVE BY DESIGN

The SV10 is extremely easy and intuitive to operate thanks to a simplified control layout. With only a limited number of joysticks and buttons, operators can quickly understand the machine's functions and focus on the job rather than the controls. This clear, logical interface ensures smooth operation from the very first use, even for less experienced operators.



ERGONOMICS IN ACTION

Ergonomics are central to the SV10's design. The spacing between the joystick consoles can be adjusted to adapt the operator space and improve comfort. This flexible layout allows operators of all sizes to work comfortably, even during long operating periods.



SAFETY FROM EVERY ANGLE

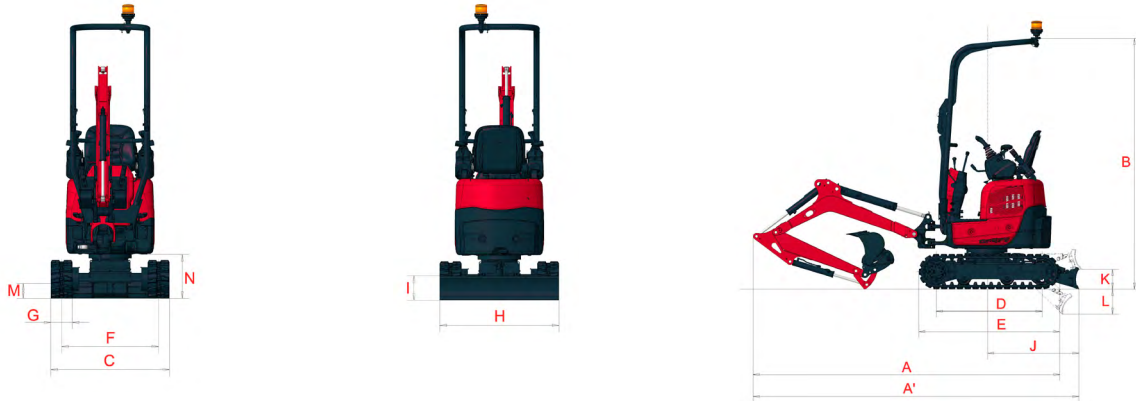
The SV10 is designed to keep operators safe in all working conditions. Its ROPS protective frame can be folded, allowing the machine to work and travel under low overhead clearances. Additional features such as the retractable seat belt, safety lever and front safety bar help secure the operator during operation, while the large cast iron counterweight protects the rear of the machine. A boom-mounted working lamp improves visibility, contributing to safer operation on busy or low-light jobsites.

DO MORE WITH ONE MACHINE

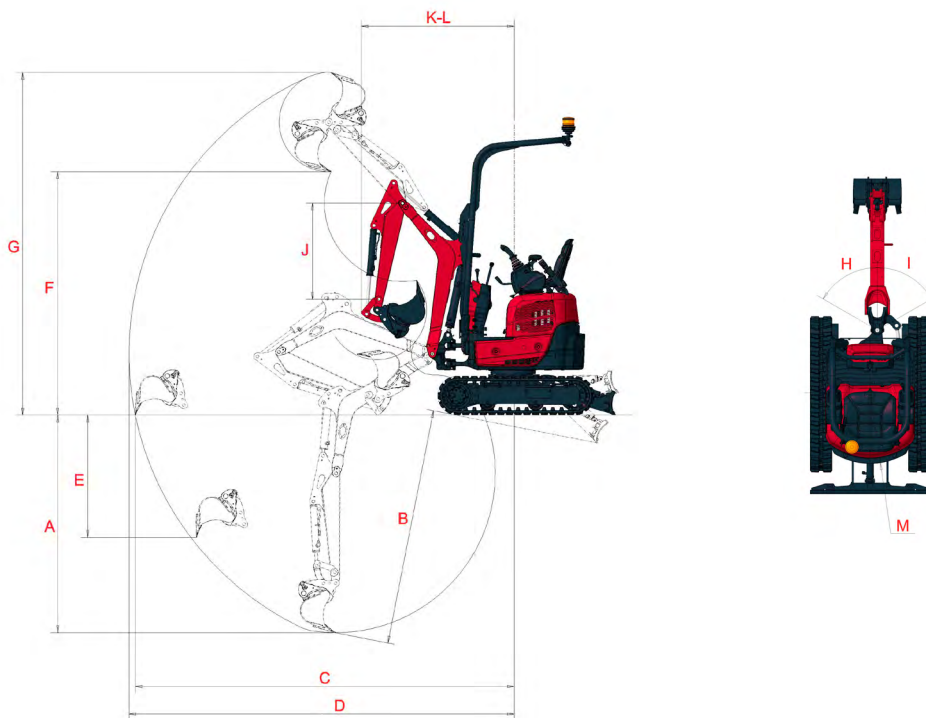
The SV10 delivers impressive versatility for a wide range of tasks. The boom-top mounted cylinder enables digging depths of up to 1,800 mm (blade up) or 1,955 mm (blade down), allowing for efficient excavation in confined spaces. The machine also supports numerous attachments, including augers, grapples, breakers, and clamps, making it adaptable to multiple applications. This flexibility allows operators to handle diverse jobs with a single, compact machine, maximizing productivity on every project.



DIMENSIONS



A Overall length	2810 mm	G Track width	180 mm
A' Overall length with blade at the back	2895 mm	H Overall blade width	740 / 990 mm***
B Overall height	2300 mm	I Overall blade height	205 mm
C Overall width	740 / 990 mm***	J Blade distance	840 mm
D Length of track on ground	970 mm	K Max. lifting height above the ground	175 mm
E Undercarriage length	1290 mm	L Max. lowering depth from the ground	220 mm
F Lane	560 / 810 mm***	M Minimum ground clearance	125 mm
		N Minimum ground clearance under upper frame	375 mm



A Max. digging depth - Blade lifted	1760 mm	H Boom swinging base to left	60°
B Max. digging depth - Blade lowered	1915 mm	I Boom swinging base to right	60°
C Max. digging reach on ground	3125 mm	J Arm length	905 mm
D Max. digging reach	3175 mm	K Front turning radius	1310 mm
E Max. vertical wall	955 mm	L Front turning radius with boom swing	1130 mm
F Max. unloading height	1980 mm	M Rear turning radius	585 mm
G Max. cutting height	2800 mm		

*Undercarriage extended - retracted. Subject to any technical modifications. Dimensions given in mm with standard Yanmar bucket. ** ROPS bar folded / ROPS bar unfolded.

TECHNICAL SPECIFICATIONS

[WEIGHT +/- 2% (EN-STANDARDS)]

	Weight	Ground pressure
Operating weight (rubber crawlers)	1 185 kg	0,31 kg/cm ²
Transport weight (rubber crawlers)	1 060 kg	0,28 kg/cm ²

[ENGINE]

Type	3TNV70-WBVB1
Regulation	Stage V
Fuel	Diesel
Net power	9,2 kW (at 2 000 rpm)
Gross power	9,3 kW (at 2 000 rpm)
Displacement	854 cm ³
Maximum torque	51,8 N.m./1 500 rpm
Cooling	Water-cooling
Starter	12 V - 1,1 kW
Battery	12 V - 36 Ah
Alternator	12 V - 8,5 A

[HYDRAULIC SYSTEM]

Maximum pressure	190 bar	PTO PTO 1 Hammer	Measured data at max. engine speed		 Oil flow decreases as the pressure increases
Double outlet gear pump	2 x 11,14 l/min		Pressure	Oil flow	
1 pilot gear pump	6,8 l/min		0 - 170 bar 120 bar	23,6 - 19,6 l/min 21,5 l/min	

[PERFORMANCE]

Travel speed	1,9 - 3,7 km/h
Rotation speed	9,1 rpm
Digging force (arm)	5,5 kN
Digging force (bucket)	7,6 kN
Maximum static traction force [1st speed]	9,39 kN
Gradeability (climbing ability)	25°
Noise level (2000 / 14 / CE & 2005 / 88 / CE)	LwA: 92 dBA / LpA: 76 dBA

[UNDERCARRIAGE]

Number of top rollers	1
Number of bottom rollers	2

[CAPACITY]

Fuel tank	10,84 l
Coolant	2,5 l
Engine oil	2,8 l (max.)
Hydraulic circuit (including hydraulic tank)	13,8 l
Hydraulic tank	7,5 l

[MAINTENANCE FREQUENCY]

[Change engine oil and filter: 50 h (1st) / 250 h (2nd)] [Change fuel filter: 50 h (1st) / 250 h (2nd)] [Change hydraulic oil filter: 50 h (1st) / 500 h (2nd)]
 [Change hydraulic oil: 50 h (1st) / 1000 h (2nd)] [Change hydraulic oil return filter: 50 h (1st) / 500 h (2nd)] [Change cooling fluid: 2000 h]



YANMAR



Yanmar Compact Equipment EMEA

GB_SV10_0526



www.yanmar.com

BUILDING
WITH YOU

Printed in France – Materials and specifications are subject to change from the manufacturer without notice – Please contact your local Yanmar Compact Equipment EMEA dealer for further information.