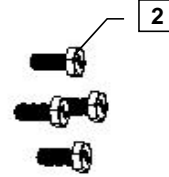
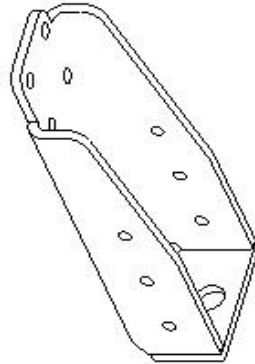
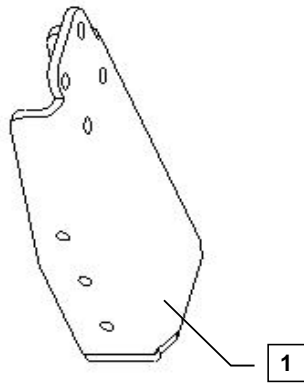




YANMAR CO., LTD.  
YANMAR AMERICA CORP.

Item	Part No.	Description	Quantity	Remarks
1	129689-08250	Leg, Universal	2	
2	26014-100252	Bolt, M10x1.5-25, (Captive Washer (Plain + Spring))	8	



**MODELS**

- 3TNV84T
- 3TNV88
- 4TNV84T
- 4TNV88



---

---

### Installation Instructions

---

---

The universal leg kit has been designed so each leg can be mounted on any engine-mounting pad. You DO NOT need a special kit for the front and the back engine mounting pads.

Hand tighten all bolts and nuts until assembly is completed, then torque according to specifications in Table 1.

The numbers in () below reference the item numbers on page 1.

1. Install Universal Legs (1) to engine mounting pads using M10x1.5-25 bolt (2) provided in kit. Bolts used to mount shipped engines are the same size but not long enough and should not be used.

**Table 1: Comply with torque standards in the table to avoid unexpected damage during installation or in the future.**

Diameter x Pitch	Kgf-m	Foot-lbf	N-m
M8 x 1.25	1.5 ~ 2.9	10.6 ~ 20.9	14.4 ~ 28.3
M10 x 1.50	4.5 ~ 5.5	32.5 ~ 39.8	44.0 ~ 54.0
M12 x 1.75	8.0 ~ 10.0	57.8 ~ 72.3	78.4 ~ 98.0