


# 3TNM68-HGE

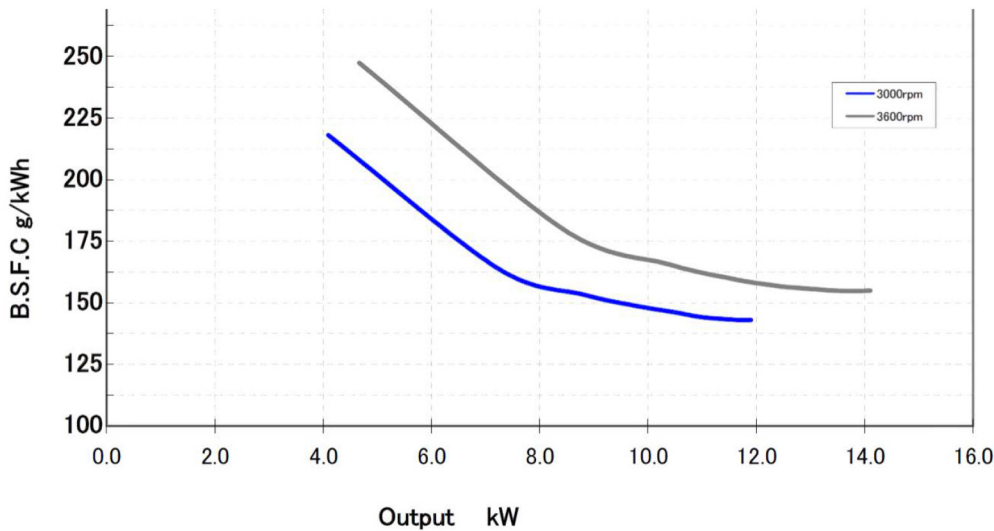


### Dimensions, Performance Data & Quick Specs

<b>NET INTERMITTENT POWER (kW/hp)</b> Potencia Neta Intermitente	18.9/14.1
<b>RATED SPEED (RPM)</b> Velocidad de Regimen	3600
<b>LENGTH (w/fan) (in/mm)</b> Longitud	21.2 / 538
<b>WIDTH (in/mm)</b> Ancho	17.3 / 440
<b>HEIGHT (in/mm)</b> Altura	21.9/ 556
<b>DRY WEIGHT (lb/kg)</b> Peso en Seco	229 / 104

<b>SPECIFICATION</b> Especificacion	HGE
<b>CYLINDERS</b> Cilindros	3
<b>BORE X STROKE</b> Diametro x Carrera	68 x 72 (mm) 2.67 x 2.83 (in)
<b>DISPLACEMENT</b> Cilindrada	784 (cc) 47.8 (ci)

<b>COMBUSTION TYPE</b> Tipo de Combustion	Indirect Injection Inyeccion Indirecta
<b>ASPIRATION</b> Aspiracion	Naturally Aspirated Aspiracion Natural
<b>GOVERNOR TYPE</b> Tipo de Gobernador	Mechanical Mecanico




<b>Lubrication System</b>	3.2 L Capacity Deep Oil Pan
---------------------------	-----------------------------

<b>Electrical System</b>	12V, 40A Alternator
--------------------------	---------------------

<b>Fuel System</b>	In-line MC Fuel Injection Pump
--------------------	--------------------------------

<b>Cooling System</b>	Water Pump, Belt-driven
-----------------------	-------------------------

<b>Power Take Off</b>	FWH: SAE #5 t=111 FW: SAE 6.5" CMP
-----------------------	---------------------------------------



### Reliable & Durable

The TNM engines now proudly take up the running as Yanmar's premium small industrial diesel. They offer even more enhanced durability due to better block cooling, a stiffer crank and pistons, finer tolerance in the journal and more. CAE analysis has brought lower vibrations and higher strength to the mounting structure for even better reliability in heavy-duty jobs.



### Clean Emissions

Building off the proven TNE design, Yanmar has achieved superior exhaust emissions by improving the combustion chamber and fuel injection equipment design. Engines are compliant with 2008 EPA Tier 4.



### Fuel Delivery and Economy

A newly designed, In-line MC Fuel Injection Pump is utilized to assure more precise fuel delivery and control. The result is reduced emissions, improved performance over a wide range of applications and increased fuel economy which assures that Yanmar's reputation for superior starting characteristics continues.